

STV WEEKLY RATINGS

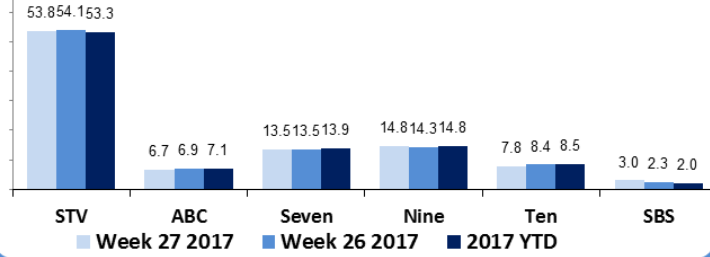
ASTRA Subscription Media Australia

Snapshot Summary: 02/07/2017-08/07/2017

STV Homes: 7.8 million viewers - 70% metro, 30% regional

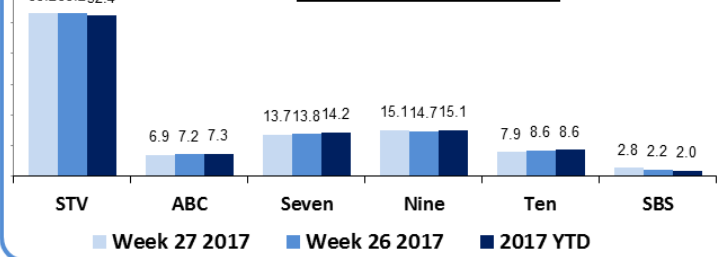
National STV Homes (2am - 2am)

Share of Viewing (Current vs YTD)



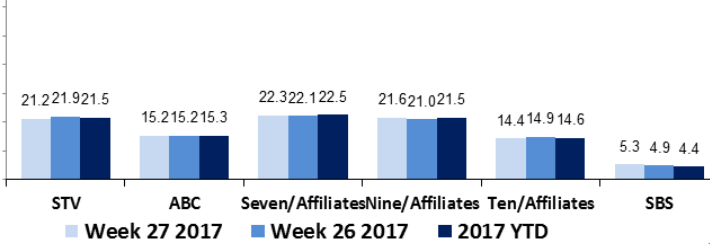
National STV Homes (6am - 12mn)

Share of Viewing (Current vs YTD)



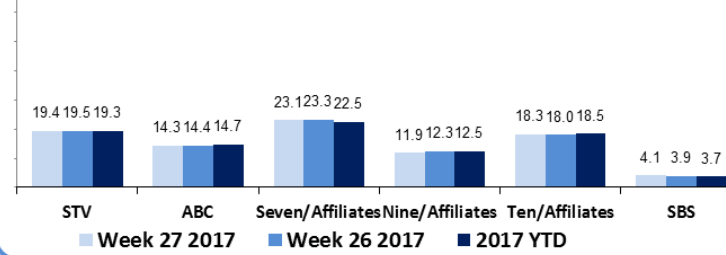
All Metro Homes (6am - 12mn)

Share of Viewing (Current vs YTD)



All Regional Homes (6am - 12mn)

Share of Viewing (Current vs YTD)



Top STV Programmes by Genre: | Week 27

Top 5 STV Channels: | Week 27

SPORT	LIVE: AFL ADELAIDE V WESTERN BULLDOGS FOX FOOTY	LIGHT ENT.	NCIS: LOS ANGELES TVH!TS	DRAMA	A TOUCH OF FROST 3 STREET
	PAW PATROL nick jr.		DEEPWATER HORIZON FOXTEL MOVIES PREMIERE		DOC-
CHILDREN'S		MOVIES		DOC-	
LIFESTYLE	COMMON SENSE Lifestyle	NEWS	PAUL MURRAY LIVE sky NEWS LIVE	MUSIC	JUST RELEASED: RITA ORA HITS M1

* Based on Overnight Audience Viewing

- FOX FOOTY**
- TVH!TS**
- FOX LEAGUE**
- FOX8**
- nick jr.**

About ASTRA

The Australian Subscription Television and Radio Association (ASTRA) is the peak body representing the subscription media industry in Australia. Members include television operators, independent content companies, technology companies and the industries that support them. ASTRA members produce content seen by nearly nine million Australians. In 2015/16 the industry invested \$893 million in local production, filming in more than 100 cities and communities across Australia, creating 8300 jobs. For more information visit www.astra.org.au.

Data © OzTAM Pty Limited 2017. The Data may not be reproduced, published or communicated (electronically or in hard copy) in whole or in part, without the prior written consent of OzTAM.

STV WEEKLY RATINGS

ASTRA Subscription Media Australia

Snapshot Summary: 02/07/2017-08/07/2017

STV Homes: 7.8 million viewers - 70% metro, 30% regional

Top 10 Sports Broadcasts: | Week 27

Broadcast Details				Overnight Broadcast Audiences (000s)	Overnight Broadcast Reach (000s)	
Channel	Day	Time	B/cast	Reach		
1	LIVE: AFL ADELAIDE V WESTERN BULLDOGS	FOX FOOTY	Fri	19:50:00	253	641
2	LIVE: NRL STORM V EELS	FOX LEAGUE	Sat	19:30:00	244	575
3	LIVE: NRL RABBITOHS V PANTHERS	FOX LEAGUE	Sun	16:12:00	222	442
4	LIVE: LIONS TOUR: NZ V LIONS 3RD TEST	FOX SPORTS 501	Sat	17:24:00	200	402
5	LIVE: AFL HAWTHORN V COLLINGWOOD	FOX SPORTS 503	Sun	15:20:00	192	553
6	LIVE: AFL SYDNEY V GOLD COAST	FOX FOOTY	Sat	16:30:00	189	628
7	LIVE: AFL ST KILDA V RICHMOND	FOX FOOTY	Sat	19:15:00	186	642
8	LIVE: NRL PANTHERS V SEA EAGLES	FOX LEAGUE	Sat	17:30:00	185	481
9	LIVE: NRL ROOSTERS V RABBITOHS	FOX LEAGUE	Fri	19:50:00	184	425
10	LIVE: NRL SUNDAY TICKET	FOX LEAGUE	Sun	15:47:00	182	279

Top 10 Non-Sports Broadcasts: | Week 27

Broadcast Details				Overnight Broadcast Audiences (000s)	Overnight Broadcast Reach (000s)	
Channel	Day	Time	B/cast	Reach		
1	PAUL MURRAY LIVE	SKY NEWS LIVE	Mon	21:00:00	68	125
2	DEEPWATER HORIZON	Foxtel Movies Premiere	Sun	20:32:55	60	137
3	PAW PATROL	Nick Jr.	Fri	9:00:29	57	72
4	PEPPA PIG	Nick Jr.	Thu	16:02:28	57	60
5	NCIS: LOS ANGELES	TVHITS	Thu	20:30:28	56	116
6	RUSTY RIVETS	Nick Jr.	Fri	8:32:55	56	72
7	COMMON SENSE	LifeStyle	Wed	19:30:23	56	135
8	PAUL MURRAY LIVE	SKY NEWS LIVE	Wed	21:00:00	55	119
9	JONES & CO	SKY NEWS LIVE	Tue	20:00:00	54	91
10	FAMILY GUY	FOX8	Mon	18:30:43	54	93

Top 10 Consolidated (+7 day) Non-Sport Broadcasts: | Week 26*

	Channel	Date	Time	Overnight Audiences (000s)	Consolidated (+7 day) Aud (000s)	
1	SULLY	Foxtel Movies Premiere	25/06/2017	8:31:30 PM	60.4	92.3
2	FROZEN	Foxtel Movies Disney	1/07/2017	6:30:30 PM	29.2	73.3
3	DR KARL'S OUTRAGEOUS ACTS OF SCIENCE	Discovery Channel	27/06/2017	8:30:00 PM	49.6	68.4
4	FAMILY GUY	FOX8	27/06/2017	7:30:47 PM	60.4	67.5
5	PAUL MURRAY LIVE	SKY NEWS LIVE	27/06/2017	9:00:00 PM	64.7	66.5
6	AMERICA'S GOT TALENT	FOX8	29/06/2017	8:30:16 PM	52.2	65.1
7	PAUL MURRAY LIVE	SKY NEWS LIVE	28/06/2017	9:00:00 PM	62.9	63.5
8	JONES & CO	SKY NEWS LIVE	27/06/2017	8:00:00 PM	58.7	61.7
9	FAMILY GUY	FOX8	26/06/2017	7:30:03 PM	53.0	61.5
10	SUICIDE SQUAD	Foxtel Movies Premiere	1/07/2017	6:25:08 PM	35.6	60.9

* Single Broadcast (excludes +2)

STV Homes = STV homes only, metro & regional markets • FTA network ratings include DTT channels • Year-to-Date based on overnight data current week/consolidated all other weeks • Sources: OzTAM (NatSTV, MTV) & RegTAM (RTV). Audience Definitions for the Program Listing: The listing is based on the average audience to the highest episode of each program in the week (broadcast time and date, overnight data), viewing to STV programs in STV homes from the metropolitan and regional markets. Source: OzTAM. B/Cast only represents the average audience to the broadcast's time and date noted; Plus2 is the audience of the noted broadcast in addition to the average audience of the two-hour delayed broadcast seen on an associated Plus2 channel which occurs in the same research day as the original broadcast viewing (ie: any Plus2 viewing for a program until 2am. Weekly Reach (000s) represents the cumulative audience (reach audience) that watched any episode of the program across the week (one minute viewing minimum). This figure includes all viewers who watched the nominated broadcast, including any Plus2 audience, and viewers who saw any other episode of the program shown during the week. Friday and Saturday data is based on preliminary titles and timings.