

STV WEEKLY RATINGS

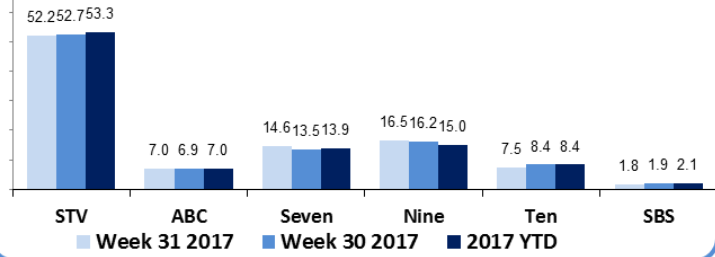
ASTRA Subscription Media Australia

Snapshot Summary: 30/07/2017-05/08/2017

STV Homes: 7.8 million viewers - 70% metro, 30% regional

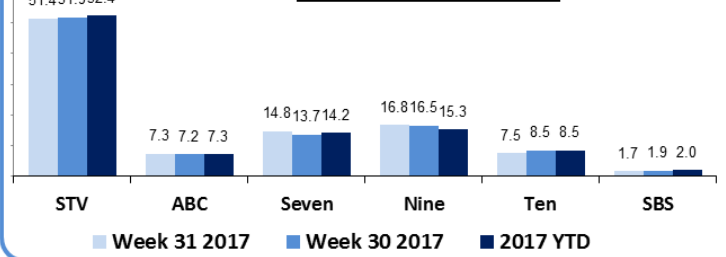
National STV Homes (2am - 2am)

Share of Viewing (Current vs YTD)



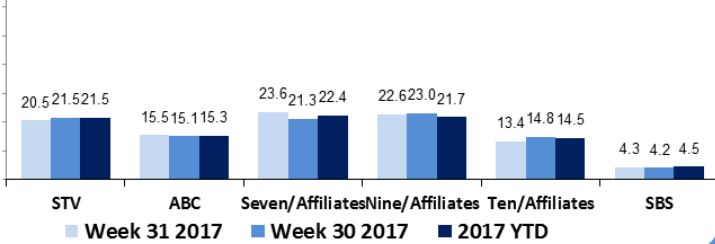
National STV Homes (6am - 12mn)

Share of Viewing (Current vs YTD)



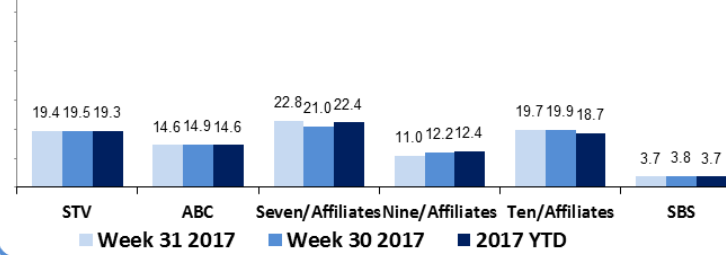
All Metro Homes (6am - 12mn)

Share of Viewing (Current vs YTD)



All Regional Homes (6am - 12mn)

Share of Viewing (Current vs YTD)



Top STV Programmes by Genre: | Week 31

Top 5 STV Channels: | Week 31

SPORT	LIVE: AFL GEELONG V SYDNEY	LIGHT ENT.	NCIS	DRAMA	GAME OF THRONES
	FOX FOOTY		TVHITS		showcase
CHILDREN'S	ALVINNN!!! AND THE CHIPMUNKS	MOV-	KEEPING UP WITH THE JONESES	DOCU-	AUSSIE GOLD HUNTERS
	nick jr.		premiere movies		Discovery CHANNEL
LIFESTYLE	AMAZING HOTELS: LIFE BEYOND THE LOBBY	NEWS	PAUL MURRAY LIVE	MUSIC	THE SPOTIFY TOP 50
	Lifestyle		sky NEWS LIVE		HITS M1

* Based on Overnight Audience Viewing

1.	FOX LEAGUE
2.	FOX FOOTY
3.	TVHITS
4.	FOX8
5.	Lifestyle

About ASTRA

The Australian Subscription Television and Radio Association (ASTRA) is the peak body representing the subscription media industry in Australia. Members include television operators, independent content companies, technology companies and the industries that support them. ASTRA members produce content seen by nearly nine million Australians. In 2015/16 the industry invested \$893 million in local production, filming in more than 100 cities and communities across Australia, creating 8300 jobs. For more information visit www.astra.org.au.

Data © OzTAM Pty Limited 2017. The Data may not be reproduced, published or communicated (electronically or in hard copy) in whole or in part, without the prior written consent of OzTAM.

STV WEEKLY RATINGS

ASTRA Subscription Media Australia

Snapshot Summary: 30/07/2017-05/08/2017

STV Homes: 7.8 million viewers - 70% metro, 30% regional

Top 10 Sports Broadcasts: | Week 31

Broadcast Details				Overnight Broadcast Audiences (000s)	Overnight Broadcast Reach (000s)	
Channel	Day	Time	B/cast	Reach		
1	LIVE: AFL GEELONG V SYDNEY	FOX FOOTY	Fri	19:50:00	297	743
2	LIVE: NRL COWBOYS V STORM	FOX LEAGUE	Fri	19:50:00	262	593
3	LIVE: NRL TITANS V BRONCOS	FOX LEAGUE	Sat	17:30:00	248	546
4	LIVE: NRL SHARKS V RAIDERS	FOX LEAGUE	Sat	19:30:00	244	498
5	LIVE: NRL BULLDOGS V EELS	FOX LEAGUE	Thu	19:54:00	234	465
6	LIVE: AFL BRISBANE V WESTERN BULLDOGS	FOX FOOTY	Sat	16:30:00	226	675
7	LIVE: NRL DRAGONS V RABBITOHS	FOX LEAGUE	Fri	18:00:00	226	534
8	LIVE: AFL WESTERN BULLDOGS V ESSENDON	FOX FOOTY	Sun	13:10:00	196	449
9	LIVE: NRL KNIGHTS V WARRIORS	FOX LEAGUE	Sat	15:00:00	194	399
10	LIVE: AFL COLLINGWOOD V ADELAIDE	FOX SPORTS 503	Sun	15:20:00	193	520

Top 10 Non-Sports Broadcasts: | Week 31

Broadcast Details				Overnight Broadcast Audiences (000s)	Overnight Broadcast Reach (000s)	
Channel	Day	Time	B/cast	Reach		
1	GAME OF THRONES	showcase	Mon	11:00:15	422	488
2	GAME OF THRONES	showcase	Mon	20:30:24	260	350
3	GAME OF THRONES	showcase	Tue	2:49:17	72	105
4	AUSSIE GOLD HUNTERS	Discovery Channel	Thu	19:30:00	64	117
5	VERA: THE BLANKET MIRE	13TH STREET	Mon	19:30:51	61	92
6	ALVINNN!!! AND THE CHIPMUNKS	Nick Jr.	Sat	13:03:23	60	70
7	PAW PATROL	Nick Jr.	Thu	17:02:41	60	91
8	NELLA THE PRINCESS KNIGHT	Nick Jr.	Wed	17:30:42	57	75
9	AMAZING HOTELS: LIFE BEYOND THE LOBBY	LifeStyle	Thu	20:31:27	56	112
10	NCIS	TVHITS	Sat	20:30:00	55	91

Top 10 Consolidated (+7 day) Non-Sport Broadcasts: | Week 30*

Channel	Date	Time	Overnight Audiences (000s)	Consolidated (+7 day) Aud (000s)		
1	GAME OF THRONES	showcase	24/07/2017	11:00:26 AM	456.8	483.0
2	GAME OF THRONES	showcase	24/07/2017	8:30:11 PM	280.3	291.2
3	TABOO	BBC First	24/07/2017	9:30:09 PM	62.0	128.0
4	BLOOD FATHER	Foxtel Movies Premiere	23/07/2017	8:30:53 PM	60.8	101.1
5	GAME OF THRONES	showcase	25/07/2017	2:45:30 AM	90.0	96.0
6	DESCENDANTS 2	Disney Channel	28/07/2017	6:30:00 PM	46.2	93.3
7	VERA: BROKEN PROMISE	13TH STREET	24/07/2017	7:30:36 PM	58.6	92.2
8	AUSSIE GOLD HUNTERS	Discovery Channel	27/07/2017	7:30:00 PM	70.3	76.1
9	DEADLIEST CATCH	Discovery Channel	26/07/2017	7:30:00 PM	47.5	67.1
10	AMERICA'S GOT TALENT	FOX8	27/07/2017	8:30:14 PM	47.0	61.9

* Single Broadcast (excludes +2)

STV Homes = STV homes only, metro & regional markets • FTA network ratings include DTT channels • Year-to-Date based on overnight data current week/consolidated all other weeks • Sources: OzTAM (NatSTV, MTV) & RegTAM (RTV). Audience Definitions for the Program Listing: The listing is based on the average audience to the highest episode of each program in the week (broadcast time and date, overnight data), viewing to STV programs in STV homes from the metropolitan and regional markets. Source: OzTAM. B/Cast only represents the average audience to the broadcast's time and date noted; Plus2 is the audience of the noted broadcast in addition to the average audience of the two-hour delayed broadcast seen on an associated Plus2 channel which occurs in the same research day as the original broadcast viewing (ie: any Plus2 viewing for a program until 2am. Weekly Reach (000s) represents the cumulative audience (reach audience) that watched any episode of the program across the week (one minute viewing minimum). This figure includes all viewers who watched the nominated broadcast, including any Plus2 audience, and viewers who saw any other episode of the program shown during the week. Friday and Saturday data is based on preliminary titles and timings.