

# STV WEEKLY RATINGS

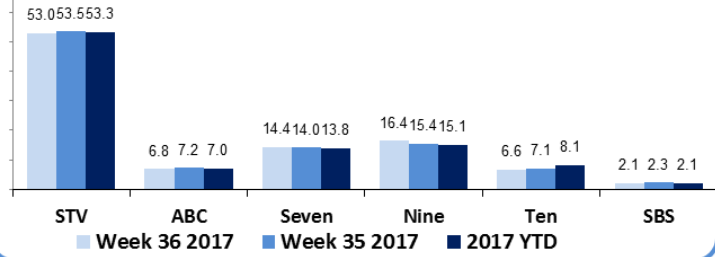
**ASTRA** Subscription Television Australia

Snapshot Summary: 03/09/2017-09/09/2017

STV Homes: 7.8 million viewers - 70% metro, 30% regional

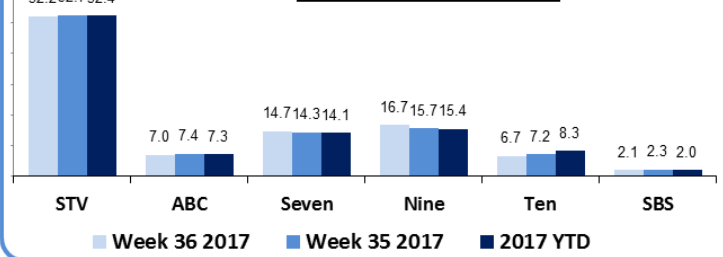
## National STV Homes (2am - 2am)

Share of Viewing (Current vs YTD)



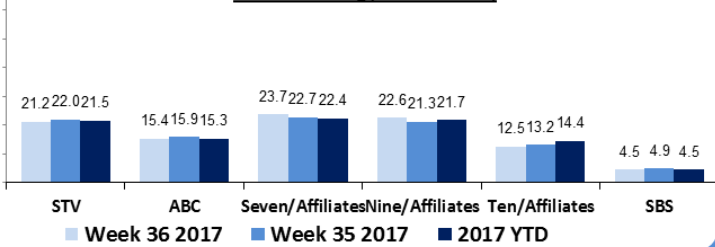
## National STV Homes (6am - 12mn)

Share of Viewing (Current vs YTD)



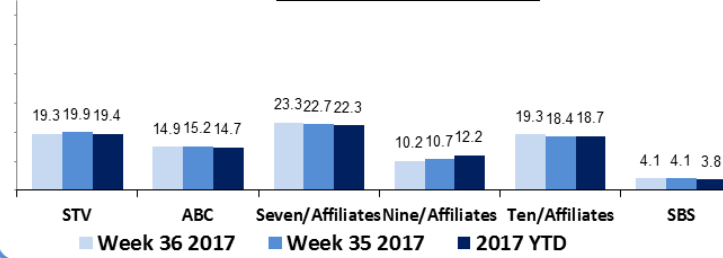
## All Metro Homes (6am - 12mn)

Share of Viewing (Current vs YTD)



## All Regional Homes (6am - 12mn)

Share of Viewing (Current vs YTD)



## Top STV Programmes by Genre: | Week 36

## Top 5 STV Channels: | Week 36

SPORT	LIVE: AFL QF#2 GEELONG V RICHMOND	LIGHT ENT.	FAMILY GUY	DRAMA	TOP OF THE LAKE: CHINA GIRL
CHILDREN'S	THE DAY HENRY MET	MOV-	JACK REACHER: NEVER GO BACK	DOCU-	AUSSIE GOLD HUNTERS
LIFESTYLE	AMAZING HOTELS: LIFE BEYOND THE LOBBY	NEWS	PAUL MURRAY LIVE	MUSIC	HIT CLIP: TAYLOR SWIFT

\* Based on Overnight Audience Viewing

1.	
2.	
3.	
4.	
5.	

### About ASTRA

The Australian Subscription Television and Radio Association (ASTRA) is the peak body representing the subscription media industry in Australia. Members include television operators, independent content companies, technology companies and the industries that support them. ASTRA members produce content seen by nearly nine million Australians. In 2015/16 the industry invested \$893 million in local production, filming in more than 100 cities and communities across Australia, creating 8300 jobs. For more information visit [www.astra.org.au](http://www.astra.org.au).

Data © OzTAM Pty Limited 2017. The Data may not be reproduced, published or communicated (electronically or in hard copy) in whole or in part, without the prior written consent of OzTAM.

# STV WEEKLY RATINGS

ASTRA Subscription Media Australia

Snapshot Summary: 03/09/2017-09/09/2017

STV Homes: 7.8 million viewers - 70% metro, 30% regional

## Top 10 Sports Broadcasts: | Week 36

Broadcast Details				Overnight Broadcast Audiences (000s)	Overnight Broadcast Reach (000s)	
Channel	Day	Time	B/cast	Reach		
1	LIVE: AFL QF#2 GEELONG V RICHMOND	FOX FOOTY	Fri	19:50:00	443	920
2	LIVE: AFL QF#1 ADELAIDE V GWS	FOX FOOTY	Thu	19:50:00	338	789
3	LIVE: AFL EF#1 PORT ADEL V WEST COAST	FOX FOOTY	Sat	19:50:00	331	828
4	LIVE: AFL: FINALS FOOTY ON FOX	FOX FOOTY	Sat	22:30:00	320	574
5	LIVE: AFL EF#2 SYDNEY V ESSENDON	FOX FOOTY	Sat	16:20:00	319	808
6	LIVE: NRL QF#2 ROOSTERS V BRONCOS	FOX LEAGUE	Fri	19:50:00	307	577
7	LIVE: NRL QF#1 STORM V EELS	FOX LEAGUE	Sat	16:00:00	303	666
8	LIVE: NRL EF#2 SEA EAGLES V PANTHERS	FOX LEAGUE	Sat	19:30:00	274	574
9	LIVE: NRL DRAGONS V BULLDOGS	FOX LEAGUE	Sun	16:10:00	268	492
10	LIVE: FOOTBALL: WCQ: AUS V THA	FOX SPORTS 505	Tue	19:59:00	251	545

## Top 10 Non-Sports Broadcasts: | Week 36

Broadcast Details				Overnight Broadcast Audiences (000s)	Overnight Broadcast Reach (000s)	
Channel	Day	Time	B/cast	Reach		
1	JACK REACHER: NEVER GO BACK	Foxtel Movies Premiere	Sun	20:30:10	97	207
2	TOP OF THE LAKE: CHINA GIRL	BBC First	Sun	20:30:31	86	105
3	AUSSIE GOLD HUNTERS	Discovery Channel	Thu	19:30:00	64	119
4	PAUL MURRAY LIVE	SKY NEWS LIVE	Mon	21:00:00	60	115
5	MRS. BROWN'S BOYS	UKTV	Wed	21:05:16	59	80
6	FAMILY GUY	FOX8	Mon	18:30:01	56	95
7	CSI: CRIME SCENE INVESTIGATION	TVHITS	Sun	21:30:16	55	95
8	THE DAY HENRY MET	Nick Jr.	Sun	8:10:00	54	56
9	BOB'S BURGERS	FOX8	Mon	18:00:13	53	75
10	MRS. BROWN'S BOYS	UKTV	Wed	20:31:08	52	97

## Top 10 Consolidated (+7 day) Non-Sport Broadcasts: | Week 35\*

Channel	Date	Time	Overnight Audiences (000s)	Consolidated (+7 day) Aud (000s)		
1	GAME OF THRONES	showcase	28/08/2017	11:00:17 AM	561.3	570.5
2	GAME OF THRONES	showcase	28/08/2017	8:30:14 PM	306.1	327.2
3	MOANA	Foxtel Movies Disney	2/09/2017	6:31:10 PM	50.3	153.4
4	TOP OF THE LAKE: CHINA GIRL	BBC First	27/08/2017	8:30:05 PM	87.1	113.2
5	ARRIVAL	Foxtel Movies Premiere	27/08/2017	8:32:58 PM	70.9	109.9
6	TABOO	BBC First	28/08/2017	9:30:00 PM	40.3	108.8
7	GAME OF THRONES	showcase	29/08/2017	4:15:12 AM	83.2	83.2
8	TROLLS	Foxtel Movies Family	2/09/2017	7:31:16 PM	39.5	76.7
9	GAME OF THRONES	showcase	27/08/2017	7:13:47 PM	22.7	75.0
10	AUSSIE GOLD HUNTERS	Discovery Channel	31/08/2017	7:30:00 PM	69.2	73.0

\* Single Broadcast (excludes +2)

STV Homes = STV homes only, metro & regional markets • FTA network ratings include DTT channels • Year-to-Date based on overnight data current week/consolidated all other weeks • Sources: OzTAM (NatSTV, MTV) & RegTAM (RTV). Audience Definitions for the Program Listing: The listing is based on the average audience to the highest episode of each program in the week (broadcast time and date, overnight data), viewing to STV programs in STV homes from the metropolitan and regional markets. Source: OzTAM. B/Cast only represents the average audience to the broadcast's time and date noted; Plus2 is the audience of the noted broadcast in addition to the average audience of the two-hour delayed broadcast seen on an associated Plus2 channel which occurs in the same research day as the original broadcast viewing (ie: any Plus2 viewing for a program until 2am. Weekly Reach (000s) represents the cumulative audience (reach audience) that watched any episode of the program across the week (one minute viewing minimum). This figure includes all viewers who watched the nominated broadcast, including any Plus2 audience, and viewers who saw any other episode of the program shown during the week. Friday and Saturday data is based on preliminary titles and timings.