

STV WEEKLY RATINGS

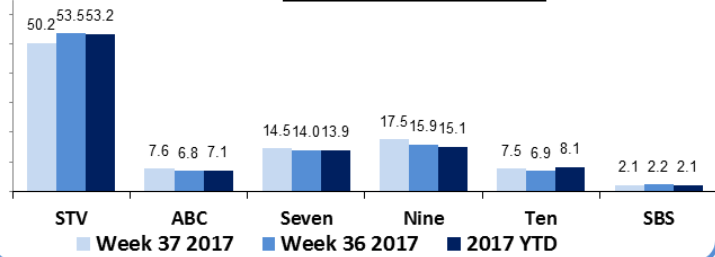
ASTRA Subscription Television Australia

Snapshot Summary: 10/09/2017-16/09/2017

STV Homes: 7.8 million viewers - 70% metro, 30% regional

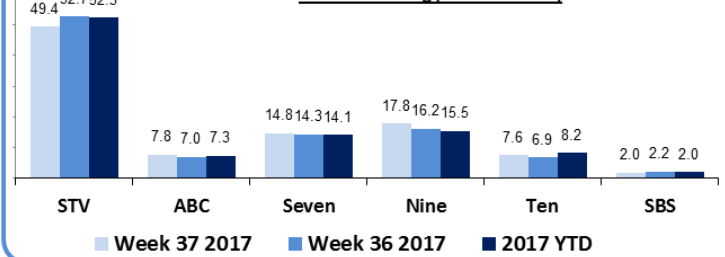
National STV Homes (2am - 2am)

Share of Viewing (Current vs YTD)



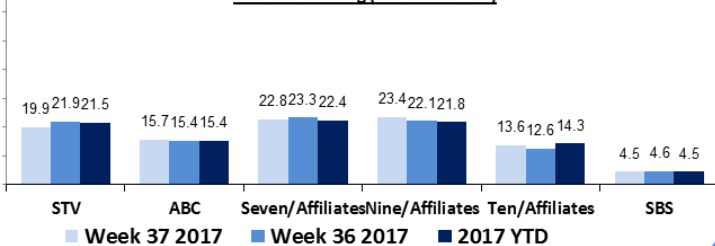
National STV Homes (6am - 12mn)

Share of Viewing (Current vs YTD)



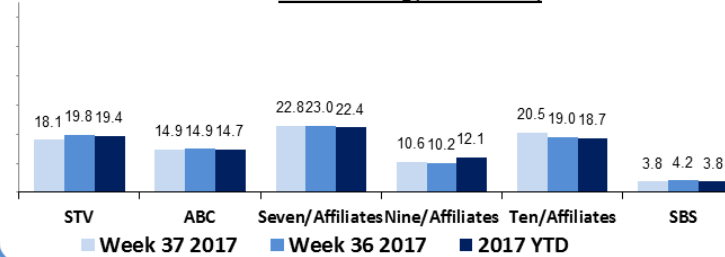
All Metro Homes (6am - 12mn)

Share of Viewing (Current vs YTD)



All Regional Homes (6am - 12mn)

Share of Viewing (Current vs YTD)



Top STV Programmes by Genre: | Week 37

Top 5 STV Channels: | Week 37

SPORT	LIVE: AFL SF#2 GEELONG V SYDNEY	LIGHT ENT.	FAMILY GUY	DRAMA	OUTLANDER
	FOX FOOTY		FOX8		showcase
	CHILDREN'S		CURIOUS GEORGE		MOV-
	nick jr.		premiere movies		Discovery CHANNEL
LIFESTYLE	SELLING HOUSES AUSTRALIA	NEWS	JONES & CO	MUSIC	TOP 200: BBQ SONGS
	Lifestyle		sky NEWS LIVE		max WHERE MUSIC LIVES

* Based on Overnight Audience Viewing

1.	FOX LEAGUE
2.	FOX FOOTY
3.	TVHITS
4.	Lifestyle
5.	FOX8

About ASTRA

The Australian Subscription Television and Radio Association (ASTRA) is the peak body representing the subscription media industry in Australia. Members include television operators, independent content companies, technology companies and the industries that support them. ASTRA members produce content seen by nearly nine million Australians. In 2015/16 the industry invested \$893 million in local production, filming in more than 100 cities and communities across Australia, creating 8300 jobs. For more information visit www.astra.org.au.

Data © OzTAM Pty Limited 2017. The Data may not be reproduced, published or communicated (electronically or in hard copy) in whole or in part, without the prior written consent of OzTAM.

STV WEEKLY RATINGS

ASTRA Subscription Media Australia

Snapshot Summary: 10/09/2017-16/09/2017

STV Homes: 7.8 million viewers - 70% metro, 30% regional

Top 10 Sports Broadcasts: | Week 37

Broadcast Details				Overnight Broadcast Audiences (000s)	Overnight Broadcast Reach (000s)	
Channel	Day	Time	B/cast	Reach		
1	LIVE: AFL SF#2 GEELONG V SYDNEY	FOX FOOTY	Fri	19:50:00	394	900
2	LIVE: NRL EF#1 SHARKS V COWBOYS	FOX LEAGUE	Sun	16:11:00	356	581
3	LIVE: NRL SF#1 EELS V COWBOYS	FOX LEAGUE	Sat	19:40:00	336	635
4	LIVE: AFL SF#1 GWS V WEST COAST	FOX FOOTY	Sat	19:20:00	304	828
5	LIVE: NRL SF#2 BRONCOS V PANTHERS	FOX LEAGUE	Fri	19:50:00	301	586
6	LIVE: THE WEEKEND WRAP	FOX LEAGUE	Sun	18:14:00	191	468
7	LIVE: FINALS FOOTY ON FOX	FOX LEAGUE	Fri	21:45:00	173	397
8	LIVE: AFL: FINALS FOOTY ON FOX	FOX FOOTY	Fri	19:00:00	144	374
9	LIVE: FINALS FOOTY ON FOX	FOX LEAGUE	Sat	18:45:00	137	318
10	LIVE: THE WEEKEND WRAP	FOX LEAGUE	Sat	21:30:00	136	398

Top 10 Non-Sports Broadcasts: | Week 37

Broadcast Details				Overnight Broadcast Audiences (000s)	Overnight Broadcast Reach (000s)	
Channel	Day	Time	B/cast	Reach		
1	ROGUE ONE: A STAR WARS STORY	Foxtel Movies Premiere	Sun	20:30:29	79	173
2	OUTLANDER	showcase	Mon	19:30:10	76	101
3	TOP OF THE LAKE: CHINA GIRL	BBC First	Sun	20:30:28	71	101
4	SELLING HOUSES AUSTRALIA	LifeStyle	Thu	19:30:00	60	144
5	JONES & CO	SKY NEWS LIVE	Tue	20:00:00	59	113
6	THE BOLT REPORT	SKY NEWS LIVE	Mon	19:00:00	59	104
7	PAUL MURRAY LIVE	SKY NEWS LIVE	Mon	21:00:00	53	110
8	CURIOUS GEORGE	Nick Jr.	Sat	18:15:59	53	56
9	FAMILY GUY	FOX8	Wed	19:30:38	52	87
10	MRS. BROWN'S BOYS	UKTV	Wed	21:06:28	52	94

Top 10 Consolidated (+7 day) Non-Sport Broadcasts: | Week 36*

Channel	Date	Time	Overnight Audiences (000s)	Consolidated (+7 day) Aud (000s)		
1	JACK REACHER: NEVER GO BACK	Foxtel Movies Premiere	3/09/2017	8:30:10 PM	97.5	158.1
2	MOANA	Foxtel Movies Disney	8/09/2017	8:15:27 PM	24.1	143.9
3	TOP OF THE LAKE: CHINA GIRL	BBC First	3/09/2017	8:30:31 PM	85.7	116.4
4	TROLLS	Foxtel Movies Family	8/09/2017	5:55:00 PM	28.1	91.4
5	TABOO	BBC First	4/09/2017	9:30:47 PM	39.9	82.7
6	AUSSIE GOLD HUNTERS	Discovery Channel	7/09/2017	7:30:00 PM	64.3	74.7
7	VICTORIA	BBC First	5/09/2017	8:30:18 PM	39.6	64.1
8	MRS. BROWN'S BOYS	UKTV	6/09/2017	9:05:16 PM	58.9	63.7
9	PAUL MURRAY LIVE	SKY NEWS LIVE	4/09/2017	9:00:00 PM	59.6	60.5
10	THE DAY HENRY MET	Nick Jr.	3/09/2017	8:10:00 AM	53.8	60.0

* Single Broadcast (excludes +2)

STV Homes = STV homes only, metro & regional markets • FTA network ratings include DTT channels • Year-to-Date based on overnight data current week/consolidated all other weeks • Sources: OzTAM (NatSTV, MTV) & RegTAM (RTV). Audience Definitions for the Program Listing: The listing is based on the average audience to the highest episode of each program in the week (broadcast time and date, overnight data), viewing to STV programs in STV homes from the metropolitan and regional markets. Source: OzTAM. B/Cast only represents the average audience to the broadcast's time and date noted; Plus2 is the audience of the noted broadcast in addition to the average audience of the two-hour delayed broadcast seen on an associated Plus2 channel which occurs in the same research day as the original broadcast viewing (ie: any Plus2 viewing for a program until 2am. Weekly Reach (000s) represents the cumulative audience (reach audience) that watched any episode of the program across the week (one minute viewing minimum). This figure includes all viewers who watched the nominated broadcast, including any Plus2 audience, and viewers who saw any other episode of the program shown during the week. Friday and Saturday data is based on preliminary titles and timings.