STV WEEKLY RATINGS

ASTRA Subscription Media Australia

Snapshot Summary: Week 40 27/09/2015 - 03/10/2015

STV Homes: 7.3 million viewers

National STV Homes (2am - 2am)

Share of Viewing (Current vs YTD)

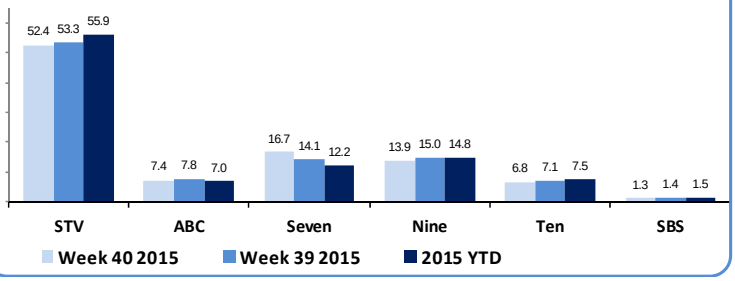

National STV Homes (6am - 12mn)

Share of Viewing (Current vs YTD)

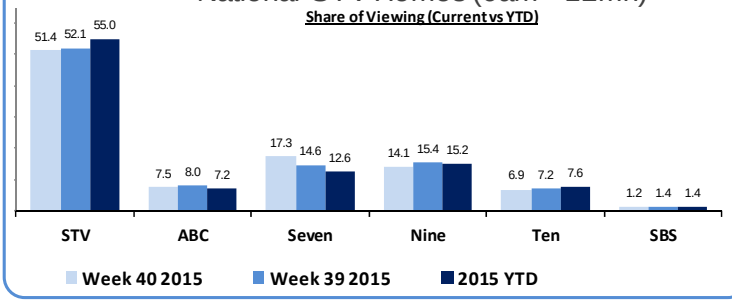

All Metro Homes (6am - 12mn)

Share of Viewing (Current vs YTD)

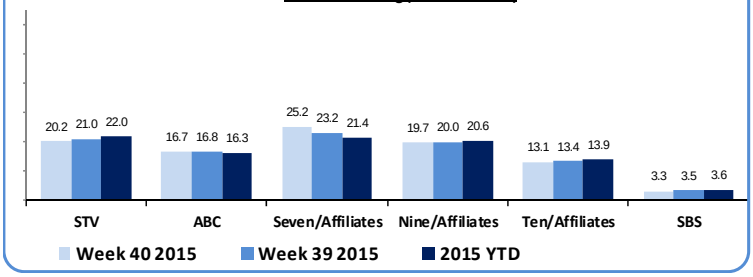

All Regional Homes (6am - 12mn)

Share of Viewing (Current vs YTD)

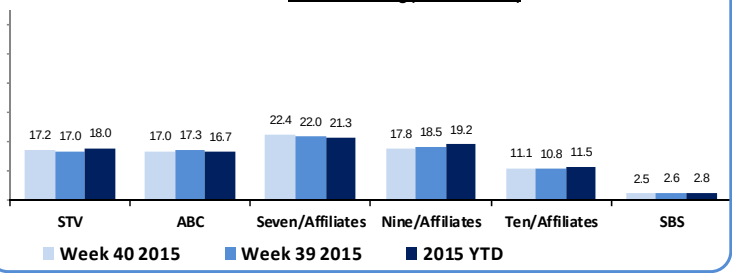

Top STV Programmes by Genre: | Week 40*

SPORT	LIVE: AFL: BROWNLOW MEDAL
GENERAL ENT.	THE SIMPSONS
DRAMA	A PLACE TO CALL HOME
FAC-	TONY ROBINSON'S TIME TRAVELS
LIFESTYLE	GOGGLEBOX AUSTRALIA
NEWS	PAUL MURRAY LIVE
CHILDREN'S	THE DAY HENRY MET
MOVIES	THE HOBBIT: THE BATTLE OF FIVE ARMIES
MUSIC	MOST WANTED

** Based on Overnight Audience Viewing*

Top 5 STV Channels: | Week 40

1.	FOX FOOTY
2.	FOX8
3.	LIFESTYLE Channel 106
4.	TV HITS
5.	Disney Junior THE CHANNEL

About ASTRA

ASTRA is the peak industry body for subscription TV (STV) in Australia. The STV industry is the undisputed leader of digital broadcasting with 200 channels (including HD and Plus2) broadcast on the FOXTEL platform and channel packages offered through Telstra T-Box and Xbox360. STV platforms and channels directly employ 6,600 people and in 2012-13 invested $700 million into Australian content. The direct economic contribution of STV to the Australian economy is estimated to be over $8 billion since its inception. Received by 34% of Australians through their homes and over a million more through hotels, clubs and other entertainment and business venues, STV provides 24 hour news, sport and entertainment. www.astra.org.au . Data © OzTAM Pty Limited 2013. The Data may not be reproduced, published or communicated (electronically or in hard copy) in whole or in part, without the prior written consent of OzTAM.

STV WEEKLY RATINGS

ASTRA Subscription Media Australia

Snapshot Summary: Week 40 27/09/2015 - 03/10/2015

STV Homes: 7.3 million viewers

Top 10 Sports Broadcasts: | Week 40*

		Broadcast Details			Overnight Broadcast Audiences	Programme Weekly Reach
		Channel	Day	Time	B/cast	Reach (000s)
1	LIVE: AFL: BROWNLOW MEDAL	FOX FOOTY	Mon	20:15:0	221	535
2	LIVE: DALLY M AWARDS	FOX SPORTS 1	Mon	20:30:0	201	377
3	LIVE: RWC: AUSTRALIA V URUGUAY	FOX SPORTS 2	Sun	21:00:0	194	443
4	LIVE: AFL 360	FOX FOOTY	Mon	19:00:0	155	536
5	LIVE: MOTORSPORT: F1: JAPAN RACE	FOX SPORTS 5	Sun	14:55:0	141	247
6	LIVE: AFL: GRAND FINAL DAY ON FOX	FOX FOOTY	Sat	11:00:0	139	640
7	LIVE: FOX FOOTY LONGEST KICK	FOX FOOTY	Sat	10:00:0	128	205
8	LIVE: AFL 360	FOX FOOTY	Fri	19:30:0	101	536
9	LIVE: RWC: AUSTRALIA V URUGUAY PRE	FOX SPORTS 2	Sun	20:15:0	98	234
10	MONDAY NIGHT WITH MATTY JOHNS	FOX SPORTS 1	Mon	19:30:0	96	285

Top 10 Non-Sports Broadcasts: | Week 40*

		Broadcast Details			Overnight Broadcast Audiences (000s)		Programme Weekly Reach (000s)
		Channel	Day	Time	B/cast	B/cast & Plus2	Reach
1	A PLACE TO CALL HOME	SOHO	Sun	20:30:2	165	168	468
2	GOGGLEBOX AUSTRALIA	LifeStyle	Wed	21:30:0	145	153	572
3	THE DAY HENRY MET	Nick Jr.	Mon	8:09:33	85	85	187
4	PAW PATROL	Nick Jr.	Mon	8:16:50	83	83	418
5	PAW PATROL	Nick Jr.	Mon	8:29:00	78	78	418
6	PEPPA PIG	Nick Jr.	Mon	8:03:33	78	78	280
7	MICKEY MOUSE CLUBHOUSE	Disney Junior	Fri	10:29:4	71	71	290
8	PEPPA PIG	Nick Jr.	Mon	7:58:33	70	70	280
9	THE SIMPSONS	FOX8	Mon	19:00:1	69	87	1126
10	THE SIMPSONS	FOX8	Thu	19:05:4	68	77	1126

Top 10 Consolidated (+7 day) Non-Sport Broadcasts: | Week 39*

		Channel	Date	Time	Overnight Audiences (000s)	Consol-idated (+7 day) Aud
1	AMERICA'S NEXT TOP MODEL	FOX8	24/09/2015	19:35	65	95
2	THE WEDDING RINGER	Foxtel Movies Premiere	26/09/2015	20:32	33	88
3	THE SIMPSONS	FOX8	21/09/2015	19:00	78	83
4	PAW PATROL	Nick Jr.	22/09/2015	17:53	83	83
5	MICKEY MOUSE CLUBHOUSE	Disney Junior	25/09/2015	10:34	56	81
6	THE SIMPSONS	FOX	22/09/2015	19:00	47	79
7	PEPPA PIG	Nick Jr.	21/09/2015	08:04	56	78
8	THE SIMPSONS	FOX8	20/09/2015	18:00	74	77
9	THE SIMPSONS	FOX8	23/09/2015	19:00	70	75
10	FINDING CARTER	FOX8	24/09/2015	20:30	30	75

** Single Broadcast (excludes x2)*

***STV Homes** = STV homes only, metro & regional markets • **FTA** network ratings include DTT channels • **Year-to-Date** based on overnight data current week/consolidated all other weeks • **Sources:** OzTAM (NatSTV, MTV) & RegTAM (RTV).* **Audience Definitions for the Program Listing:** The listing is based on the average audience to the highest episode of each program in the week (broadcast time and date, overnight data), viewing to STV programs in STV homes from the metropolitan and regional markets. Source: OzTAM. **B/Cast** only represents the average audience to the broadcast's time and date noted; **Plus2** is the audience of the noted broadcast in addition to the average audience of the two-hour delayed broadcast seen on an associated Plus2 channel which occurs in the same research day as the original broadcast viewing (ie: any Plus2 viewing for a program until 2am. **Weekly Reach** (000s) represents the cumulative audience (reach audience) that watched any episode of the program across the week (one minute viewing minimum). This figure includes all viewers who watched the nominated broadcast, including any Plus2 audience, and viewers who saw any other episode of the program shown during the week. Friday and Saturday data is based on preliminary titles and timings.